

Game Of The Year



Get in the game ...Get the picture.

The biggest problem every basketball fan experiences literally is wanting to be as close the action as possible—even taking buzzer beating 3's, thunder dunking with the clock running down or scoring game winning free throws.

MiniBallCourts fill two specific needs:

1.) Maximizes fans' Game Of The Year experiences by giving them the opportunity (on a mini-scale) to take the game winning shots and drive the lane for scores... with a mini-court-pic of a pro, college or high school courts.

2.) Instantly and wildly popular product (for EVERY team – pro & college, EVERY season) plus one-of-a-kind murals combining team's home and practice courts as commemorative editions and collector's items.

MiniBallCourts What is it?

How it works-below
What it does-next pg
Why you need it?

MiniBallCourts, simply are aerial photos, mini-pictures of PRO, college and high school official home courts or their practice courts scaled down to be an official MiniBallCourt — with the rules and directions (on back side) of how-to play the hugely popular, copyrighted “old school” mini-basketball (on the court – front side) using a scrap sheet of paper and a little imagination.

The secret to its success is simple – there is NOTHING like it ...period. Every game is as different as each basketball – it's not perfectly round, having its own unique personality making playing Crazy-FUN! for ALL ages from 6 to 60.

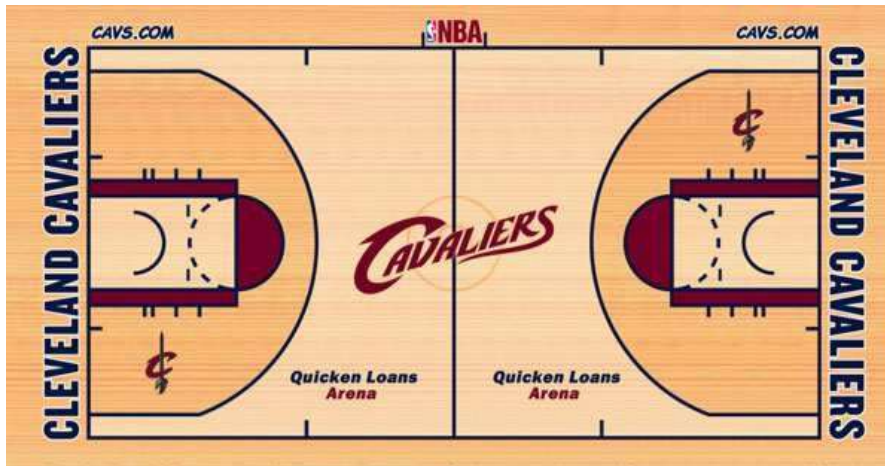


MiniBallCourts - Increasing Fans Game Experience


How it works?

No Batteries Required...
Only A Little Imagination

1987



"First created more than forty years ago during study hall at Margaret Spellacy Jr. High school in Cleveland when I was a Cavs basketball-crazed, yet bored junior high student, I drew a basketball court on a scrap sheet of paper and imagined making shots like 'Bingo' Smith, layups like Austin Carr and game-winners like Dick Snyder".



...what became a wildly popular "old school" mini-basketball game is the heart of MiniBallCourts.

MiniBallCourts: The Game

What it does?

...from the vision of a teenaged-Cavs fan several decades ago, a totally new dimension for present and future fans game experience - the unique opportunity to...

"Play" on actual mini-pro-courts- More realistic than video games & hours of fun...**on paper**
"Be a player" on your favorite pro or college team- Pass & shoot and dunk like LeBron...**on paper**

No batteries. No control sticks. No additional parts or complex assembly needed. It's a picture. It's Fun. FUN! Hours of fun with this "old school" self-contained, mini-basketball game using only a scrap piece of paper and some imagination to play and a little luck and skill to win.

Content Copyright 2024 Eric H. Bryant – NBA pictures/logos used for illustration purposes only.

MiniBallCourts™ Practice Court | PnP

PrintNPlay Practice Court
Shoot Around/Scrimmage

PRINT *ALL 3 Pages*

READ THIS CAREFULLY.

Using a sharp-edged item, cut along the 3 sides of the white dashed line where the arrows are pointing inside of the court. DO NOT CUT THE SIDE closest to the green star behind both backboards, Lift the 3-sided square sided area you made to create backboards and a square hoop on each side of the mini-MiniBallCourt™.



2. Tear off the corner of a sheet of this sheet of paper (Use basketball in the dotted square, below). Roll it tightly into a small round paper wad ball and place it anywhere on the court.



3. Use your index finger, pencil tip or eraser to bump the paper wad into one of the square hoops.

4. Read the official MiniBallCourts™ Practice/Scrimmage Rules You are ready to play...



MiniBallCourts™ Practice Court | Rules

Presented by  Hire-A-Headhunter.com "We Get JOBS To CALL YOU"

PRINT [ALL 3 Practice Court Pages](#) | Welcome to **MiniBallCourts™** PnP PRACTICE Court with Scrimmage basketball. **MiniBallCourts™** PnP "shoot around" and "practice court" basketball is designed for 1 player; two players for competitively scrimmaging. Good Luck in practice & shoot around sessions to excel in competitive PRO Arena games. Content © 2024 Eric H. Bryant. All Rights Reserved.

Follow @MiniBallCourts (Twitter, Facebook, YouTube, Instagram, Pinterest)

Needed: Official **MiniBallCourts™.com** PnP Practice Court with Scrimmage Rules
Pen or Pencil (optional) ; a color printer ; Scrap sheet of paper (*tear off the corner of a sheet of paper, roll it tightly into a little ball, no bigger than the hole of the hoops on the MiniBallCourt™ this is your not perfectly round, magical mini-basketball*)
Help Support MiniBallCourts™ | Get 2kPRO Arena Games@ <http://miniballgame.com>



PnP PRACTICE COURT: The objective in MiniBallCourts™.com PRACTICE basketball is to learn, improve and perfect driving down the court and scoring a basket by "dribbling" the mini-ball basketball (↑see needed section above) Each player gets three "dribbles" each time down the court to score. A "dribble" is a light tapping of the mini-ball basketball with the tip of a pen, pencil, fingertip, etc. to advance the mini-ball down the court. *Practice shooting the mini-ball from different places on the court. 3's, 2's and free throws. Practice. Practice. Practice. Scoring 30 points in 7 minutes is a "Good" practice. (For Best Use & Greatest Fun - MiniBallCourts™ are designed to be played on flat, level surfaces only - i.e kitchen/dining table tops or desks)*



SHARE THIS ►MiniBallGame.com

2-Player SCRIMMAGE RULES - Scrimmage games begin with either team taking the mini-ball from out of bounds behind the opposing team's basket with 3 "dribbles" to score. The 1st team scoring 30 points WINS.

Traveling Turnover - Players are issued technical fouls if they "push" the mini-ball basketball up the court instead of "dribbling" it. *The opposing player gets a technical foul shot from the free throw line to possibly score 1 point.*

Out Of Bounds - Any player dribbling the mini-ball outside of the basketball court lines has committed a turnover. *The opposing player gets possession of the ball.*

Points

- 3 Point Play** - If a player shoots the mini-ball and scores a basket from behind the three-point arc on any of his/her dribbles, the player has scored 3-points.
- 2 Point Play** - If a player shoots the mini-ball and scores a basket in the forecourt on his/her 2nd or 3rd dribble (inside the three point arc but not in the free throw area), the player has scored 2-points.
- 1 Point Play** - If a player shoots the mini-ball and scores a basket from inside the red shaded free throw area on his/her 2nd or 3rd dribble, the player has scored 1-point.

Screenshot Facial- If a player's 1st or 2nd dribble of the mini-ball lands on the rim of the hoop (but not scoring) the player can dunk the mini-ball (scoring 2 points) and proceed to the free throw line for one shot to possibly score one additional point.




SUBSCRIBE Today! ONLY \$17 | <http://miniballgame.com> | MiniBallCourts™ 2K24Pro
Amazing Vintage and Hard-To-Find Throwback Courts + **ALL 5 Pro ARENA Games**

MiniBallCourts™ 2K24Pro | Game On

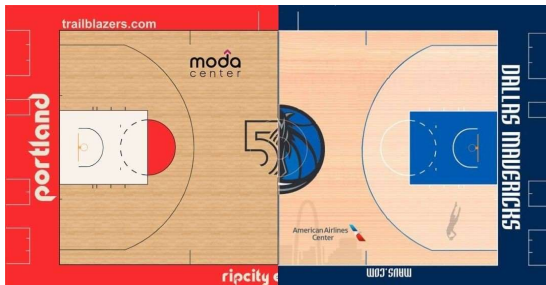
| Pro or College | **PLAY on Actual Home Courts of your favorite teams** ...Print-N-Play
MiniBallCourts™ 2K24Pro Official Basketball Game. GAME ON!



MiniBallCourts™ does not own and is not a licensee or associated with any of the copyrighted digital basketball court images of any professional sports leagues, collegiate associations or amateur organizations. All images in this pdf are used legally for commentary and education & are protected by the fair use law/act Sect. 107 of the U.S. Copyright Law.
<https://copyright.gov/legislation/dmca.pdf>



“The Battle of LA”



Blazers vs. Mavs



Cavs vs. Raptors

Today! **\$17**

\$17 ▶ <http://miniballgame.com> ||| Get ALL 5 PRO Games

*Practice/Scrimmage + Regular Season + Playoffs +
Finals Championship + (Bonus) Vintage/Old-School*

